

EFW Advisory Committee

July 18, 2012

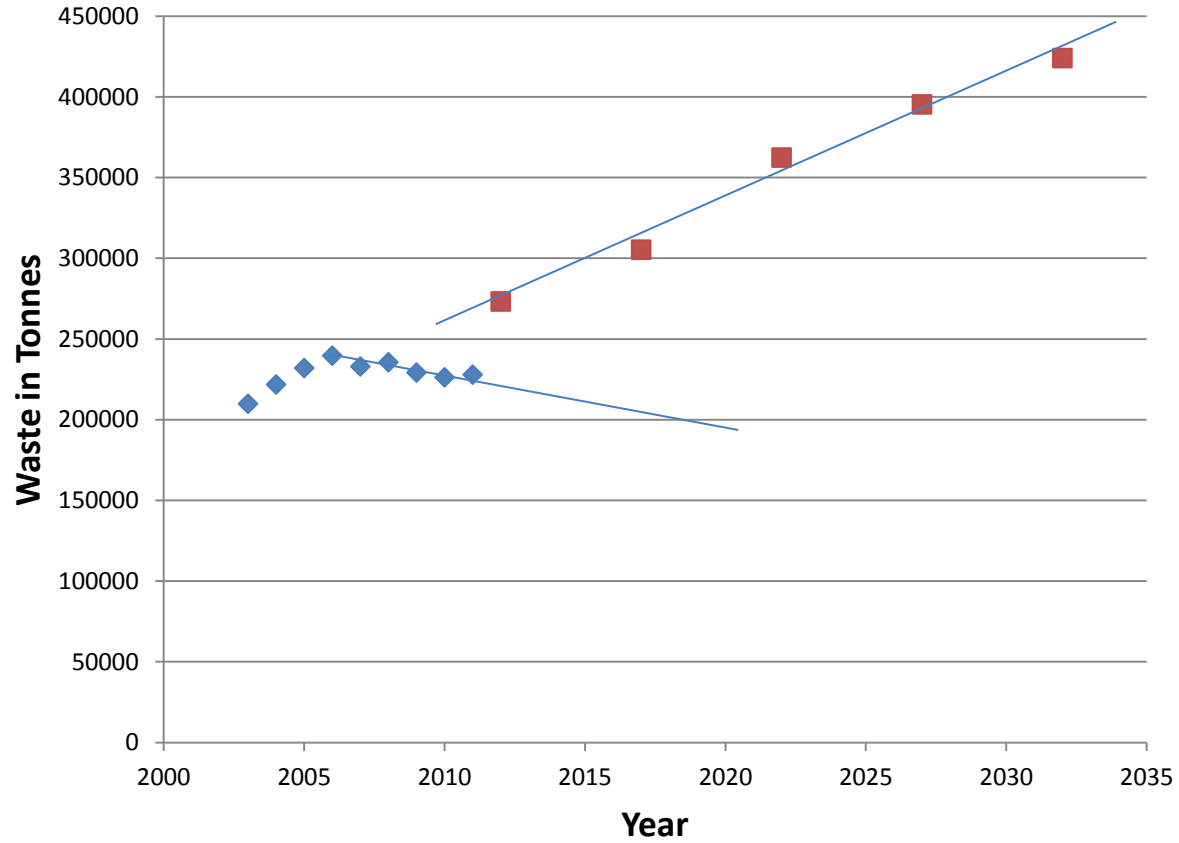
Doug Anderson, Whitby

Region of Durham: Diversion Rate 2005-2011



YEAR	2005	2006	2007	2008	2009	2010	2011
Blue Box Recycling	47,056	55,424	55,485	53,967	50,765	50,908	53,157
Food Waste Composting	2,883	13,976	26,211	25,907	27,454	27,593	26,865
Yard Waste Composting	18,338	20,483	19,408	23,753	24,895	23,074	23,744
Combined Composting/ Grasscycling Credit	8,746	9,137	8,950	9,908	10,158	9,839	9,887
Reuse Programs	6,295	6,752	6,618	5,591	5,977	6,145	6,589
Garbage Disposal	148,709	133,895	116,285	116,464	109,999	108,000	107,670
Total Waste	232,027	239,667	232,957	235,590	229,248	226,262	227,910
Waste Diversion	36%	44%	50%	51%	52%	52%	53%

Actual and Projected Waste Volumes - Tonnes



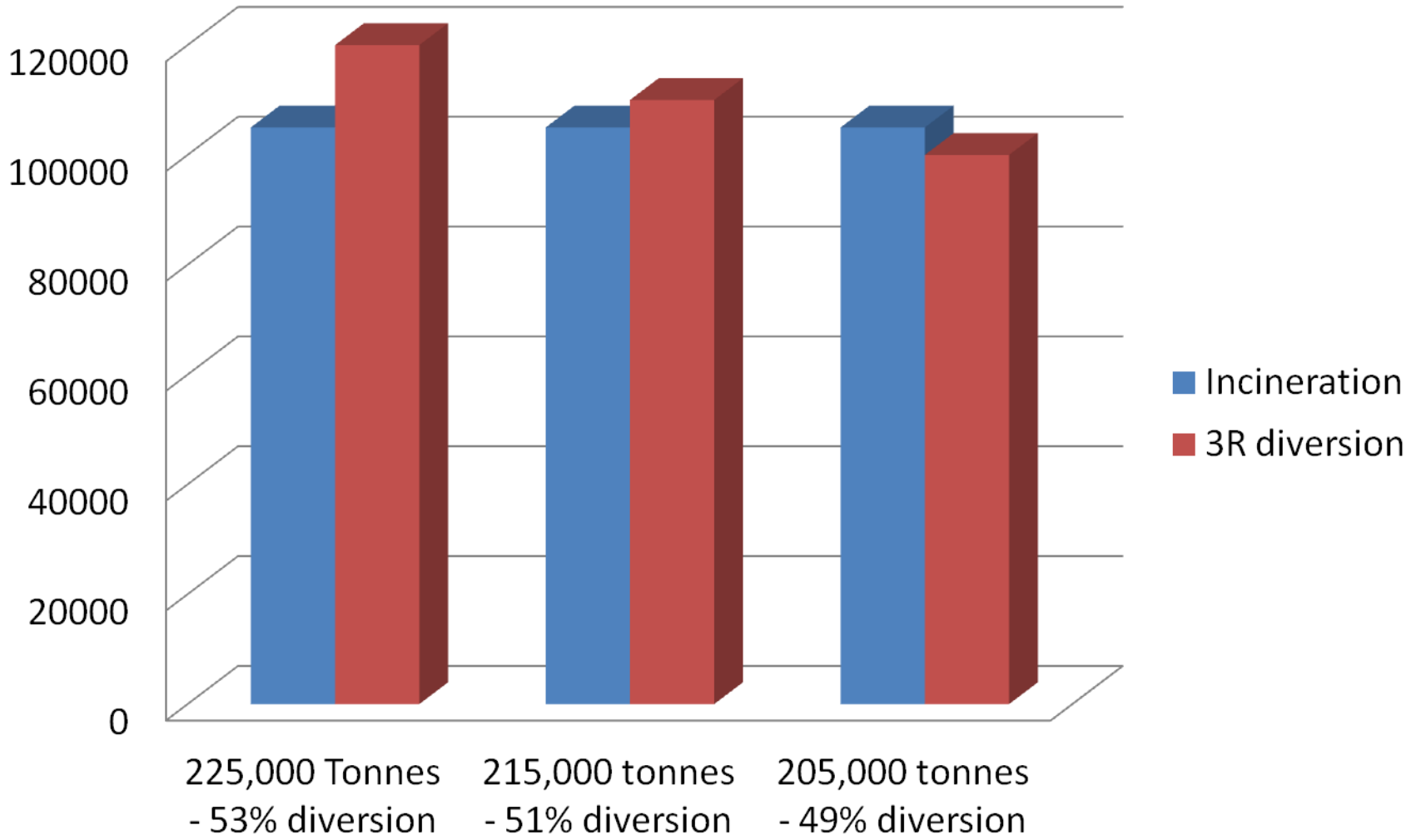
◆ Actual Waste ■ Deloitte Waste Projection

“Boxed In”

- Contract with Covanta requires the Region to supply between 100,000 and 110,000 tonnes of ‘residual’ waste per year
- ‘Put or Pay’ – if the Region doesn’t supply the trash, they pay anyway – standard for incineration contracts
- If total waste drops then recycling has to be curtailed in order to maintain ‘residual’ within “the box”

21.1 Only non-hazardous municipal solid waste from municipal collection within the jurisdictional boundaries of the Regional Municipality of Durham and the Regional Municipality of York may be accepted at the site.

Affects of Declining Waste



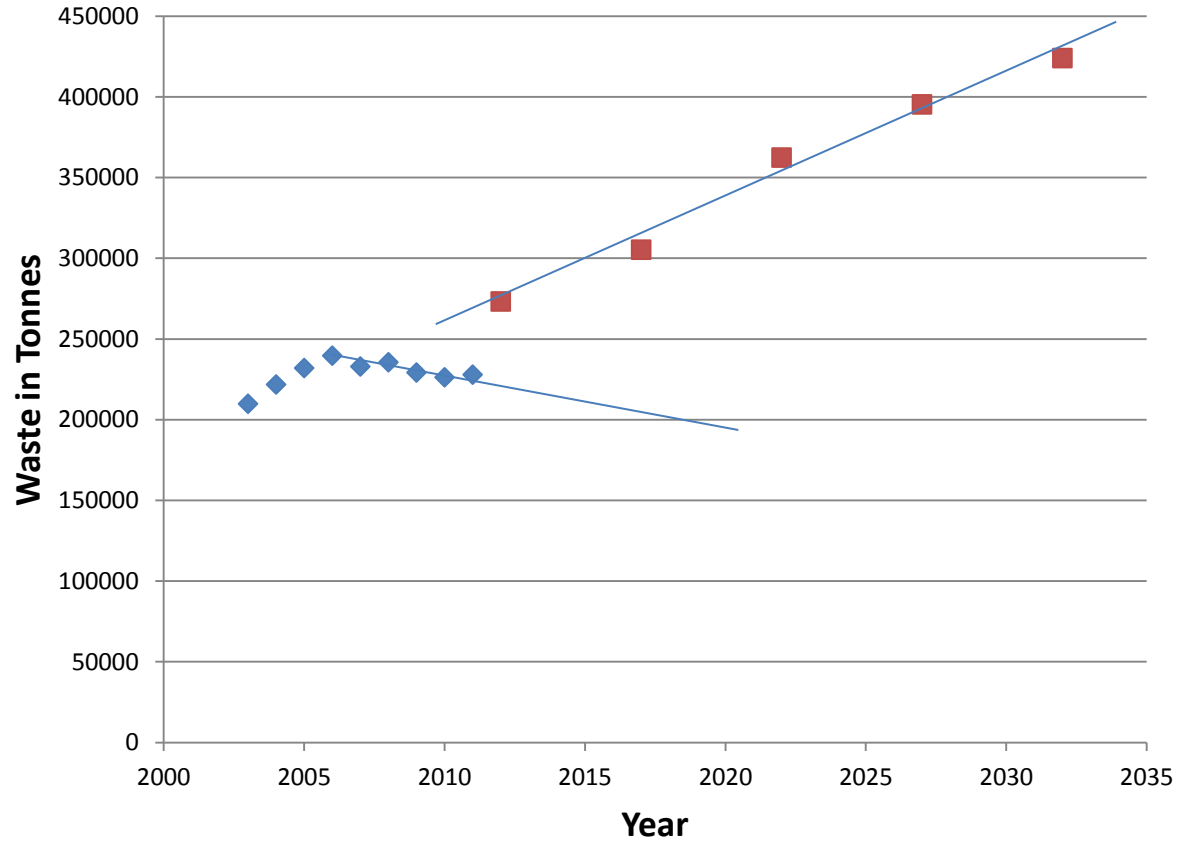
Region of Durham: Diversion Rate 2005-2011



YEAR	2005	2006	2007	2008	2009	2010	2011
Blue Box Recycling	47,056	55,424	55,485	53,967	50,765	50,908	53,157
Food Waste Composting	2,883	13,976	26,211	25,907	27,454	27,593	26,865
Yard Waste Composting	18,338	20,483	19,408	23,753	24,895	23,074	23,744
Combined Composting/ Grasscycling Credit	8,746	9,137	8,950	9,908	10,158	9,839	9,887
Reuse Programs	6,295	6,752	6,618	5,591	5,977	6,145	6,589
Garbage Disposal	148,709	133,895	116,285	116,464	109,999	108,000	107,670
Total Waste	232,027	239,667	232,957	235,590	229,248	226,262	227,910
Waste Diversion	36%	44%	50%	51%	52%	52%	53%

'Residual Waste' - within the 'box'

Actual and Projected Waste Volumes - Tonnes



◆ Actual Waste ■ Deloitte Waste Projection

Waste per capita Durham

- 2006 - 408 Kg
 - 2011 - 353 Kg
- 14% reduction
In 5 years**

Waste per capita York

- 2006 - 356 Kg
 - 2010 - 339 Kg
- 5% reduction
In 4 years**

Ontario waste

WDO waste numbers for all Ontario

Total Waste

- 2006 - 4,889,019 tonnes
 - 2010 - 4,710,838 tonnes
- 4% reduction
In 4 years**

Per capita

- 2006 - 399 Kg
 - 2010 - 370 Kg
- 8% reduction
In 4 years**

York Region Report:

Erin Mahoney, Commissioner, Env Services,

to York Region Council Dec. 16, 2010

- Blue Box **\$24 to \$40/tonne**
- Source Separated Organics **\$154 to \$253/tonne**
- Leaf and Yard Waste **\$67 to \$110/tonne**
- CEC Diversion (Re-use-it type centre) **\$153 to \$251/tonne**
- Waste to Landfill **\$96 to \$157/tonne**
- Waste to Dongara **\$123 to \$202/tonne**
- Waste to Durham-York EFW **\$154 to \$312/tonne**

Incineration is the most expensive apart from HHW

Implications

- Durham's diversion rate will gradually fall behind other municipalities
- Cost of incineration will be more than double the costs of recycling – Durham will be paying an increasing amount every year for the waste that could have been recycled - on top of the carrying costs of building the incinerator



ARTICLE 25 - SUSPENSION OF WORK OR TERMINATION FOR CONVENIENCE

25.1 Suspension or Termination by the Owner

- 25.1.1 The Owner may suspend performance of the Work and/or terminate this Agreement at any time and for any reason whatsoever by giving written notice to that effect to the DBO Contractor. Such suspension or termination shall be effective in the manner specified in the notice. Notwithstanding the foregoing, the Owner shall not terminate this Agreement: under this **subsection 25.1.1: (i)** prior to the achievement of Facility Substantial Completion unless the Owner is abandoning the Project; or (ii) during the period between the achievement of Facility Substantial Completion and the day before the tenth (10th) anniversary of the Service Commencement Date, unless the Owner is abandoning the Project. If the Owner terminates this Agreement where it is abandoning the Project, the DBO Contractor shall, if the Owner resumes the Project within three (3) years of the date of such termination, have the right of first refusal to complete the Work and on the same terms as this Agreement, *mutatis mutandis*, including such adjustments to the Lump Sum Price, Total Annual Operating Fee and other provisions as are appropriate and equitable under the circumstances.

25.2 DBO Contractor to Suspend Operations

- 25.2.1 Upon receiving the notice of suspension or termination in accordance with the provisions of **subsection 25.1.1**, the DBO Contractor shall suspend or cause the suspension of all operations except those which, in the DBO Contractor's opinion, are necessary for the safety of personnel or for the care and preservation of the Work. Subject to any directions in the notice of suspension or termination, the DBO Contractor shall discontinue or cause to be discontinued the ordering of products, material, Equipment and supplies and shall make reasonable efforts, in the event of termination of this Agreement, to cancel existing orders on the best terms available.

Current Composition of our Waste

Blue Box materials		
Currently being collected	13	
Currently not being collected	3	
Compostibles		
Currently being collected	31	
Currently not being collected	19	
Backyard composting – estimated	2	
Grasscycling – estimated	3	
Hazardous	1	
WEEE	0.3% (actual 2007)	
Tires	0.3% (actual 2007)	
Other Plastics		
plastic film	9.2	
other	7.0	
polystyrene	1.2	
window glass and glassware	1.5	
mattresses	0.2	
pet waste	1.8	
diapers & sanitary products	2.3% (2008 US EPA)	http://knowaste.com/
carpeting	>1% (US EPA estimate)	http://carpetrecovery.org/
textiles	0.5	
reusable items	3.6	
hard goods	0.2% (actual 2007)	
construction & demolition	1.4% (actual 2007)	
	103.5%	(greater than 100% due to different sources of information)

<http://DurhamCLEAR.ca>